









Technical Data Sheet




# **ALUMINIUM**

Body filler with aluminium powder

## **PROPERTIES**

- A product designed and dedicated for renovation of classic cars
- Filling body filler with aluminium powder.
  - Very easy application
- Increased resistance to high temperature
  - Excellent adhesion
- Lower shrinkage than in regular body fillers allows filling large irregularities

SUBSTRATES		
Old paint coatings	Degrease, dry sand with P220 – P280, degrease again.	
Polyester laminates	Degrease, dry sand with P80 – P120, degrease again.	
Steel	Degrease, dry sand with P80 – P120, degrease again.	
Galvanised steel	Degrease, mat with an abrasive needled cloth, degrease again.	
Aluminium	Degrease, mat with an abrasive needled cloth, degrease again.	
Two-component acrylic filler	Degrease, dry sand with P220 – P280, degrease again.	
Caution: Do not apply polyester body filler directly on top wash primers or one-component acrylic and nitrocellulose products.		
MIXING RATIO		
	ALUMINIUM	Weight ratio
	HARDENER	100 g 2 – 3 g
CONTENT OF VOLATILE ORGANIC COMPOUNDS		
VOC II/B/b limit*	250 g/l	
Actual VOC content	90 g/l	
* For ready to use mixture acc. to EU Directive 2004/42/CE		
APPLICATION CONDITIONS		
The body filler should be applied at a temperature above +10°C.		
APPLICATION		
	Clean and sand the surface.	
	Degrease with SILICON REMOVER.	
	Observe the required amount of hardener. Mix the components thoroughly until a uniform colour is obtained. Weight quantity of components: add 100 g of ALUMINIUM to 2 – 3 g of Hardener.	
	The binding time is 4 to 6 minutes / 20°C.	
	Apply the body filler. Maximum layer thickness: 5 mm	

<b>CURING TIME</b>		
	20°C	60°C
	25 – 35 minutes	10 minutes
CAUTION: The curing times apply to the temperatures of the individual elements.		
<b>IR DRYING</b>		
	Distance  Time depending on the type and power of the lamp	Follow the recommendations of the equipment manufacturer  Approximately 5 min.
<b>SANDING</b>		
	Rough	P80 – P120
	Finish	P180 – P240
<b>COLOUR</b>		
Dark grey with prominent aluminium plates		
<b>EQUIPMENT CLEANING</b>		
NC solvent or Thin 880		
<b>STORAGE CONDITIONS</b>		
Store in a cool dry room, away from sources of fire and heat. Avoid direct exposure to sunlight.		
<b>SHELF LIFE</b>		
ALUMINIUM	24 months/20°C	
HARDENER	18 months/20°C	
<b>SAFETY</b>		
See Safety Data Sheet. For professional use only.		
<b>OTHER INFORMATION</b>		
The effectiveness of our systems results from laboratory research and many years of experience. The data contained herein meets the current knowledge about our products and their application potential. We ensure high quality, provided the user follows the instructions and the work is performed in accordance with good workmanship. It is necessary to do a test application of the product due to its potentially different reaction with different materials. We may not be held liable for defects if the final result was affected by factors beyond our control.		