












Technical Data Sheet
BLUE LIGHT
Light weight multifunctional body filler

PROPERTIES

- A product designed and dedicated for renovation of classic cars
 - Fine fillers
 - Super light body filler
 - Very easy application
 - Very smooth surface
 - Very easy treatment
- The colour changes as polymerisation proceeds.

SUBSTRATES		
Old paint coatings	Degrease, dry sand with P220 – P280, degrease again.	
Polyester laminates	Degrease, dry sand with P80 – P120, degrease again.	
Steel	Degrease, dry sand with P80 – P120, degrease again.	
Aluminium	Degrease, mat with an abrasive needled cloth, degrease again.	
Two-component acrylic filler	Degrease, dry sand with P220 – P280, degrease again.	
<p>Caution: Do not apply polyester body filler directly on top wash primers or one-component acrylic and nitrocellulose products.</p> <p>The body filler does not develop adhesion to galvanized steel sheet.</p>		
MIXING RATIO		
	BLUE LIGHT HARDENER	Weight ratio
		100 g 2 – 3 g
CONTENT OF VOLATILE ORGANIC COMPOUNDS		
VOC II/B/b limit*	250 g/l	
Actual VOC content	90 g/l	
* For ready to use mixture acc. to EU Directive 2004/42/CE		
APPLICATION CONDITIONS		
The body filler should be applied at a temperature above +10°C.		
APPLICATION		
	Clean and sand the surface.	
	Degrease with SILICON REMOVER.	
	<p>Observe the required amount of hardener.</p> <p>Mix the components thoroughly until a uniform colour is obtained.</p> <p>Weight quantity of components: add 100 g of BLUE LIGHT to 2 – 3 g of Hardener.</p> <p>The body filler colour will change gradually from blue through grey to white.</p>	
	The binding time is 4 to 6 minutes / 20°C. When the colour changes from blue to yellow grey, the binding starts and further application is not recommended.	
	Apply the body filler. Maximum layer thickness: 5 mm	

CURING TIME		
	20°C	60°C
	20 – 30 minutes	10 minutes
CAUTION: The curing times apply to the temperatures of the individual elements.		
IR DRYING		
	Distance Time depending on the type and power of the lamp	Follow the recommendations of the equipment manufacturer Approximately 5 min.
SANDING		
	Rough	P80 – P120
	Finish	P180 – P240
COLOUR		
Light blue		
EQUIPMENT CLEANING		
NC solvent or Thin 880		
STORAGE CONDITIONS		
Store in a cool dry room, away from sources of fire and heat. Avoid direct exposure to sunlight.		
SHELF LIFE		
BLUE LIGHT	12 months/20°C	
HARDENER	18 months/20°C	
SAFETY		
See Safety Data Sheet. For professional use only.		
OTHER INFORMATION		
The effectiveness of our systems results from laboratory research and many years of experience. The data contained herein meets the current knowledge about our products and their application potential. We ensure high quality, provided the user follows the instructions and the work is performed in accordance with good workmanship. It is necessary to do a test application of the product due to its potentially different reaction with different materials. We may not be held liable for defects if the final result was affected by factors beyond our control.		